



CANADIAN BEEF TRADE REPORT FOR AUGUST 2025 YTD

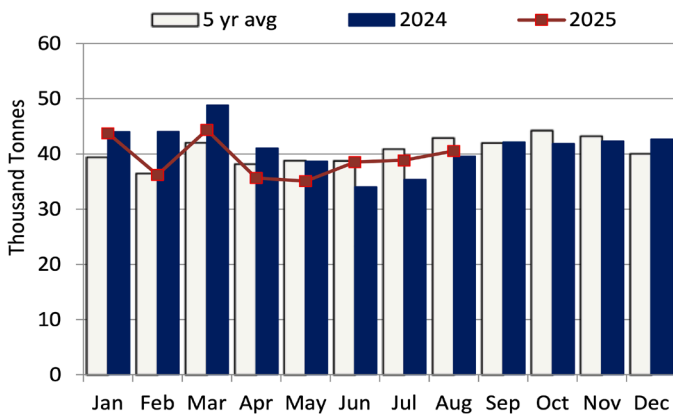
Beef Exports in August 2025

In August 2025, Canadian beef export volumes were up 2% from August 2024 but down 5% from the five-year average for August. From January to August 2025, beef exports were down 4% in volume but up 8% in value from last year.

Year-to-date, export volumes increased to Mexico (+4%), South-east Asia excluding Taiwan (+4%), Taiwan (+27%), and the EU (+32%) but declined to the U.S. (-4%), Japan (-11%), Hong Kong and Macau (-3%), South Korea (-1%), and MENA (-55%). There were no exports to China or the U.K.

Federally inspected slaughter in August 2025 was down 4.6% from last year at 219,835 head, and down 20% from July 2025.

Canadian Monthly Beef and Veal Exports



Source: Statistics Canada

Beef Exports to Japan

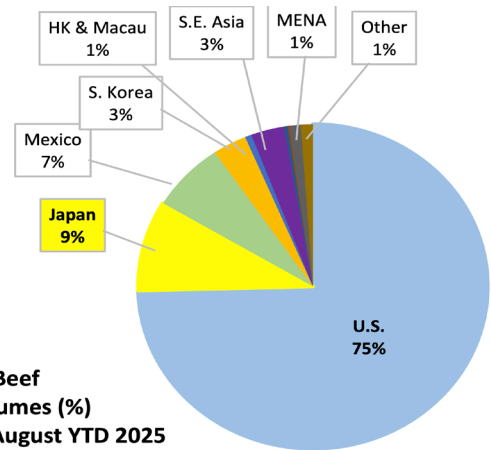
From January to August 2025 (YTD), beef exports to Japan were down 10.5% in volume and down 3.9% in value at 28,073 tonnes and \$248 million respectively.

According to the USDA, beef consumption is forecast to remain weak in Japan, as rising prices outpace income growth, making beef less accessible to consumers. Beef imports are forecast to increase slightly in 2026 to offset stagnant domestic production but will remain limited due to weak demand, depreciation of the yen, and high import costs. Inflation-driven menu adjustments at

home and from the foodservice industry are expected to further stagnate beef imports. ¹

Despite a reduction of Canadian Beef exports volume and value, the average unit price was up +7.3%, from \$8.24/kg in 2024 to \$8.84/kg in YTD August 2025.

Japan is Canada's second largest beef export market after the U.S. with a 9% share of total export volumes



Canadian Beef Export volumes (%) January - August YTD 2025

Source: Statistics Canada

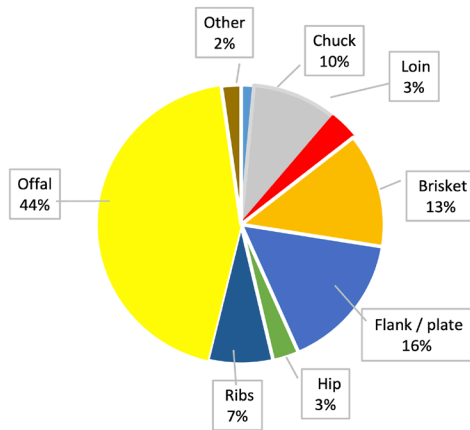


Canadian Beef on sale at Costco in Japan

Photo credit: Canada Beef

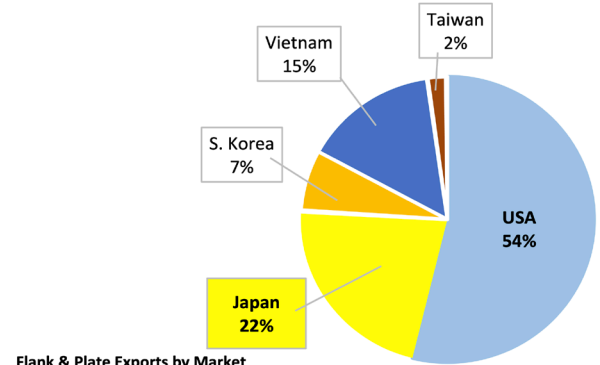
CANADIAN BEEF TRADE

Canadian Beef Exports to Japan



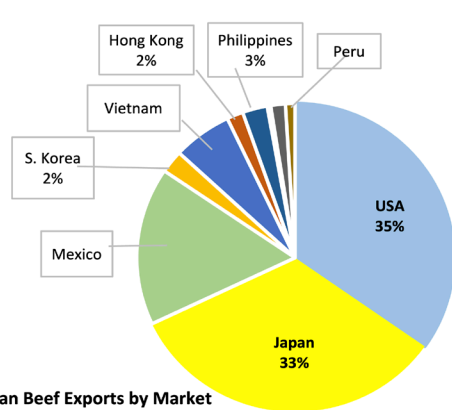
Canadian Beef Export volumes to Japan by Product type

Offal at 12,360 tonnes valued \$112 million for the period from January to August 2025 were down 12% in volume and down 9% in value from the same period in 2024. Offal represented 44% of the total volume of beef exported to Japan. Japan is the second largest importer of Canadian variety meats.



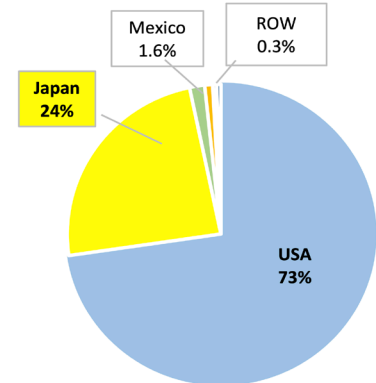
Flank & Plate Exports by Market
January - August 2025 YTD
Source: Statistics Canada

Brisket at 3,724 tonnes valued \$24 million were down 20% in volume and down 8% in value from the same period in 2024. Brisket represented 13% of the total volume exported to Japan. Following the U.S., Japan is the second largest importer of Canadian Brisket.



Offal - Canadian Beef Exports by Market
January - August 2025 YTD
Source: Statistics Canada

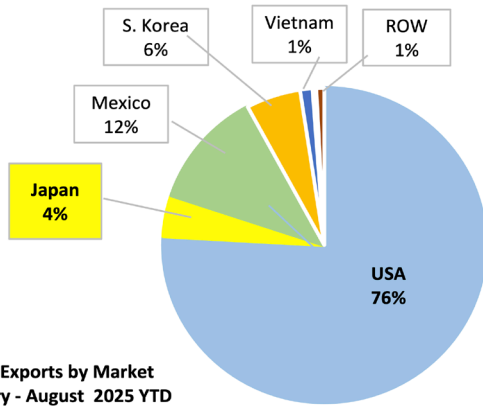
Fank & plate at 4,460 tonnes valued \$31 million were up 31% in volume and up 23% in value from the same period of 2024. Fank & plate represented 16% of the total volume of beef exported to Japan. Following the U.S., Japan is the second largest importer of Canadian Fank & Plate.



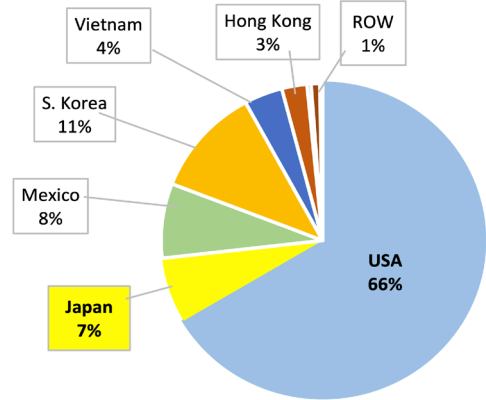
Brisket - Canadian Beef Exports by Market
January - August 2025 YTD
Source: Statistics Canada

Chuck at 2,698 tonnes valued \$31 million were down 27% in volume and down 16% in value from the same period in 2024. Chuck represented 10% of total volume exported to Japan. Following the U.S. and Mexico, and South Korea, Japan is the fourth largest importer of Canadian Chuck.

CANADIAN BEEF TRADE



Chuck Exports by Market
January - August 2025 YTD
Source: Statistics Canada



Rib Exports by Market
January - August 2025 YTD
Source: Statistics Canada

Ribs at 2,065 tonnes valued \$22 million were down 27% in volume and up 6% in value from the same period in 2024. Ribbs represented 7% of the total beef volume exported to Japan. Following the U.S., Mexico and South Korea, Japan is the fourth largest importer of Canadian Ribbs.

Reference:

1. USDA, Livestock and Products Annual USDA Japan, Market Research GAIN Report, September 5, 2025