



CANADIAN BEEF TRADE REPORT FOR DECEMBER 2025 YTD

REPORT FOR DECEMBER 2025 YTD TRADE

In December 2025, Canadian beef export volumes were down 5% from December 2024 but up 2% from the five-year average for December. From January to December 2025 beef exports were down 2% in volume but up 8% in value from last year.

Year-to-date, export volumes increased to Mexico (+14%), South-east Asia excluding Taiwan (+17%), Taiwan (+27%), and the EU (+42%), but declined to the U.S. (-3%), Japan (-4%), Hong Kong and Macau (-24%), South Korea (-13%), and MENA (-43%). There were no exports to China or the U.K.

Federally inspected slaughter in December 2025 was up +9% when compared to November 2025; and the total number of head of 2025 (2,855,579 head) was down (-4%) versus 2024 (2,985,956 head).

rib (33,123 tonnes, up 2%). The U.S. is the top export market for Canadian beef, accounting for 75% of total export volume and 79% of total export value.

Exports to **Mexico** were up 13.5% in volume and up 28.6% in value, reaching 32,744 tonnes valued at \$334 million. The unit price increased 13.3% from \$9.01/kg in 2024 to \$10.21/kg in 2025. The top beef primal products exported to Mexico were offal (11,049 tonnes, down 1%), chuck (9,953 tonnes, up 13%), rib (3,603 tonnes, up 136%), loin (2,792 tonnes, up 69%), and hip (2,590 tonne, up 2%). The largest year over year increase was reported for flank & plate (66 tonnes, up 174%). Mexico is the third-largest market after the U.S. and Japan, accounting for 7% of the total export volume and 6% of total value.

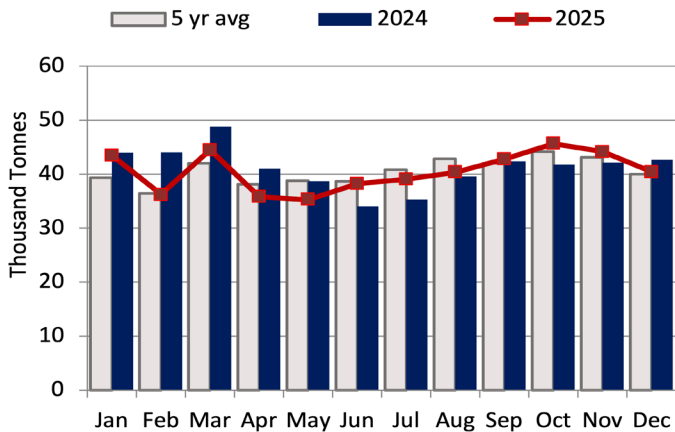
*Asia

Exports of Canadian beef to **Japan** declined 4% in volume but increased 5% in value, totalling 41,170 tonnes, valued \$379 million. The unit price increased 10% from \$8.40/kg in 2024 to \$9.22/kg in 2025. The top beef primal products exported were offal (16,608 tonnes, down 14%), flank & plate (7,165 tonnes, up 39%), chuck (4,505 tonnes, up 1%), brisket (4,285 tonnes, down 39%). Japan is the second largest market after the U.S., accounting for 8% of total beef exported volume and 7% of total value.

Exports to **South Korea** were down 13% in volume and down 9% in value, totalling 12,904 tonnes valued at \$136 million. The unit price increased 4% from \$10.15/kg in 2024 to \$10.52/kg in 2025. The top beef primal products exported were rib (4,907 tonnes, down 16%), chuck (4,181 tonnes, down 5%), flank & plate (1,652 tonnes, down 37%) and offal (1,490 tonnes, down 10%). South Korea accounts for 3% of total volume and 3% of total value.

Exports to **Southeast Asia (excluding Taiwan)** were up 17% in volume and up 6% in value, totalling 17,738 tonnes valued at \$144 million. The unit price decreased 10% from \$9.01/kg in 2024 to \$8.12/kg in 2025. The main countries of the region for Canadian beef exports are Vietnam and the Philippines, and the top primal beef products exported to those two countries were offal (6,933 tonnes, up 10%), flank & plate (5,936 tonnes, up 92%), and ribs (2,689 tonnes, up 7%). Southeast Asia (excluding Taiwan) accounts for 4% of total volume and 3% of total value.

Canadian Monthly Beef and Veal Exports



Source: Statistics Canada

*North America: U.S. and Mexico

Canadian beef exports to the U.S. in 2025 were down 3% in volume, and up 8% in value when compared to 2024, reaching 364,944 tonnes valued at \$4.2 billion. The unitary price was C\$ 11.48/kg, up 11% versus 2024.

The main products exported were other beef products such as fresh and frozen beef trimmings (131,483 tonnes, up 1%), chuck (75,780 tonnes, down 2%), loin (38,125 tonnes, down 7%), and

CANADIAN BEEF TRADE

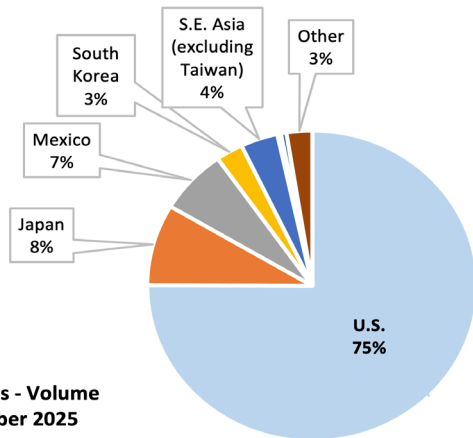


Exports to **Taiwan** were up 27% in volume and up 28% in value, totalling 1,701 tonnes valued at \$20 million. The unit price saw a marginal increase from \$11.86/kg in 2024 to \$11.91/kg in 2025. The top beef primal products exported were flank & plate (669 tonnes, up 85%), chuck (551 tonnes, up 45%), and ribs (382 tonnes, up 15%).

Exports to **Hong Kong & Macau** were down 24% in volume and down 17% in value, reaching 2,604 tonnes valued at \$34 million. The unit price increased 8.5% from an average of \$12.18/kg in 2024 to \$13.22/kg in 2025. The top primal products exported were ribs (1,071 tonnes, down 10%) and offal (753 tonnes, down 40%).

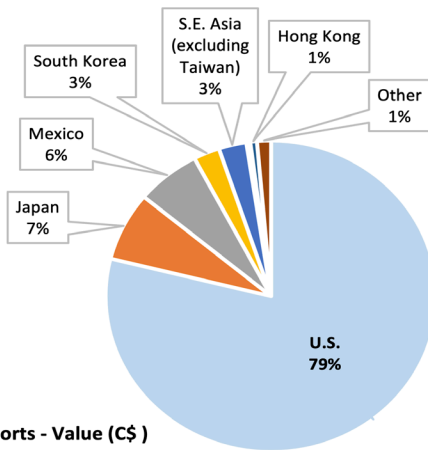
*EU

Exports to the **EU-27 (excluding the UK)** were up 42% in volume and up 3% in value, reaching 1,066 tonnes valued at \$15 million. The unit price was down 28% from \$19.87/kg in 2024 to \$14.40/kg in 2025.



Canadian Beef Exports - Volume YTD January - December 2025

Source: Statistics Canada AAFC



Canadian Beef Exports - Value (C\$) YTD January - December 2025

Source: Statistics Canada AAFC

Canadian Beef Exports by Month - 2025 /2024

	Volume ('000 tonnes)	Volume 2025 vs. 2024	Value (\$ million)	Value 2025 vs. 2024
Jan YTD	44	-0.6%	\$480	+9.4%
Feb YTD	80	-9.2%	\$878	+1.4%
Mar YTD	124	-9.1%	\$1,353	+1.9%
Apr YTD	160	-10.1%	\$1,723	+0.9%
May YTD	195	-9.9%	\$2,088	+0.9%
Jun YTD	234	-6.8%	\$2,494	+4.0%
Jul YTD	272	-4.7%	\$2,910	+6.1%
Aug YTD	313	-3.8%	\$3,372	+7.7%
Sep YTD	356	-3.3%	\$3,841	+8.1%
Oct YTD	401	-2.0%	\$4,349	+9.1%
Nov YTD	446	-1.4%	\$4,846	+8.7%
Dec YTD	486	-1.7%	\$5,311	+7.7%