

CANADIAN BEEF TRADE REPORT FOR JULY 2025 YTD

Beef Exports in July 2025

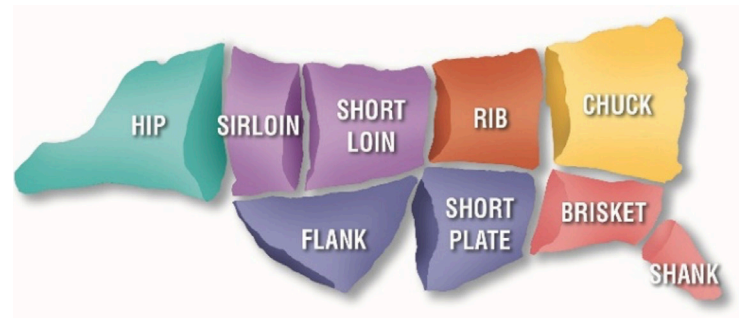
Canadian beef export volumes in July 2025 were up 10% from last year, and down 5% from the five-year average for July.

From January to July 2025, beef exports decreased 5% in volume at 272,463 tonnes versus 285,888 tonnes last year; and increased 6% in value at \$2.9 billion versus \$2.7 billion for the same period of 2024.

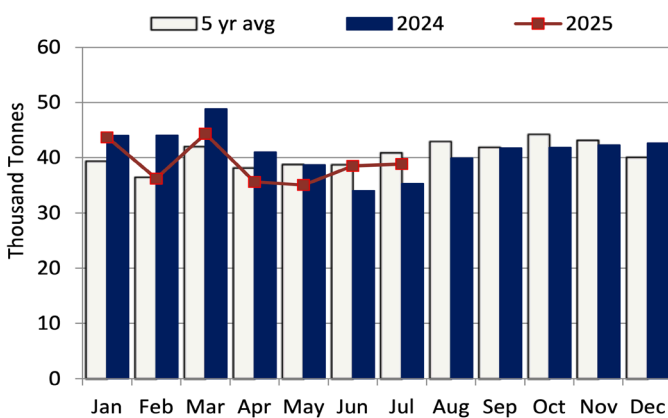
Year-to-date export volumes increased to Mexico (+6%), South-east Asia excluding Taiwan (+4%), South Korea (+2%), Taiwan (+41%), and the EU (+20%), but declined to the U.S. (-5%), Japan (-13%), Hong Kong and Macau (-4%), and MENA (-56%). There were no exports to China or the U.K.

Federally inspected slaughter in July 2025 was up 25% from June 2025, but down 3% from July of last year at 274,896 head.

- Flank & Plate at 17,351 tonnes, 6% of total, up 8% Y/Y
- Brisket at 13,661 tonnes, 5% of total, down 16% Y/Y
- Hip & Round at 13,243 tonnes, 5%, down 14% Y/Y.



Canadian Monthly Beef and Veal Exports



Source: Statistics Canada

Exports of Beef Primals

The main primals exported from Canada to the top ten countries from January to July 2025 in volume are:

- Other beef cuts such as boneless trimmings, at 75,471 tonnes, 28% of total volume, down 4% Y/Y
- Chuck at 55,710 tonnes, 21% of total, down 3% Y/Y
- Offal at 34,794 tonnes, 13% of total, down 9% Y/Y
- Ribs at 26,902 tonnes, 10% of total, up 1% Y/Y
- Loin at 23,833 tonnes, 9% of total, down 5% Y/Y

The main primal cuts exported to the **U.S.** are:

- Other beef cuts such as boneless trimmings at 73,498 tonnes, 36% of total volume, down 3% Y/Y
- Chuck at 41,417 tonnes, 21% of total volume, down 4% Y/Y
- Loin at 21,327 tonnes, 11% of total, down 9% Y/Y
- Ribs at 17,675 tonnes, 9% of total, up 4% Y/Y
- Offal at 11,844 tonnes, 6% of total, down 11% Y/Y
- Hip/Round at 11,071 tonnes, 5% of total, down 15% Y/Y
- Brisket at 9,755 tonnes, 5% of total, down 17% Y/Y
- Flank & Plate at 9,372 tonnes, 5% of total, down 4% Y/Y

The **U.S.** is the top export destination for Canadian beef, accounting for 74% of total export volume and 78% of the export value.

The main primal cuts exported to **Japan** in volume are:

- Offal products at 11,182 tonnes, 44% of total volume, down 14% Y/Y
- Flank & Plate at 3,861 tonnes, 15% of total, up 18% Y/Y
- Brisket at 3,472 tonnes, 14% of total, down 18% Y/Y
- Chuck at 2,470 tonnes, 10% of total volume, down 29% Y/Y
- Ribs at 1,801 tonnes, 7% of total, down 30% Y/Y

Japan is Canada's second largest market accounting for 6% of the volume and 5% of the value; and the second market for brisket, flank and plate, and offal products following the U.S.

CANADIAN BEEF TRADE

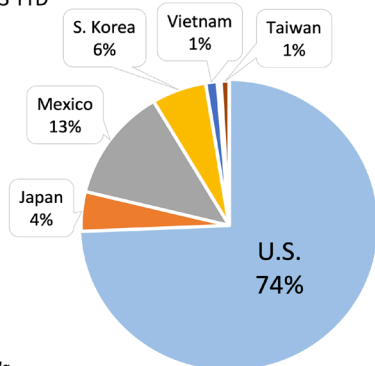
The main primal cuts exported to **Mexico** in volume are:

- Chuck at 7,069 tonnes, 37% of total volume, up 22% Y/Y
- Offal at 6,085 tonnes, 31% of total, down 2% Y/Y
- Hip/Round at 1,312 tonnes, 7% of total, down 33%
- Ribs at 2,010 tonnes, 10% of total, up 76% Y/Y
- Loin at 1,326 tonnes, 7% if total, up 39% Y/Y
- Other beef cuts such as boneless trimmings at 1,325 tonnes, 7% of total, down 34% Y/Y.

Mexico has been the second-largest market for chuck, hip & round, loin, and other beef cuts following the U.S.

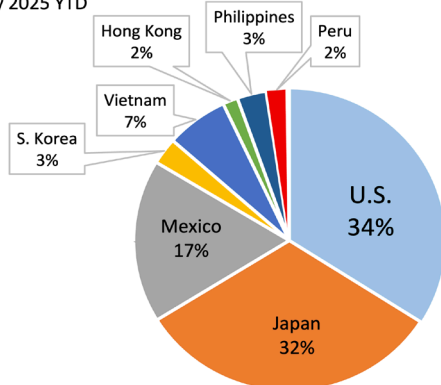
The top markets for each primal exported are shown in the following pie charts:

Chuck Exports in volume by destination
January - July 2025 YTD



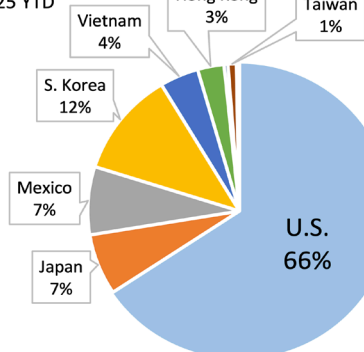
Source: Statistics Canada

Offal Exports in volume by destination
January - July 2025 YTD



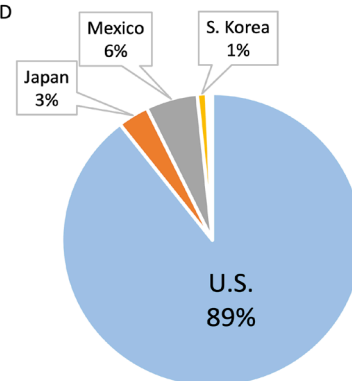
Source: Statistics Canada

Rib Exports in volume by destination
January - July 2025 YTD



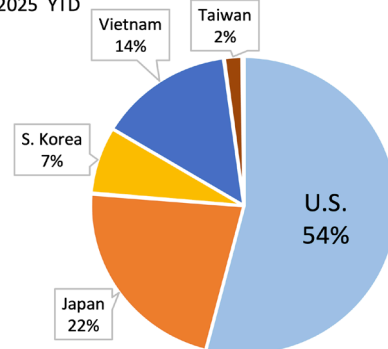
Source: Statistics Canada

Loin Exports in volume by destination
January - July 2025 YTD



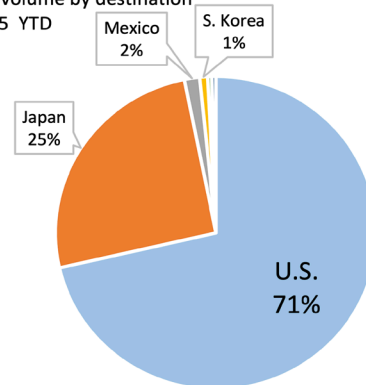
Source: Statistics Canada

Flank and Plate Exports in volume by destination
January - July 2025 YTD



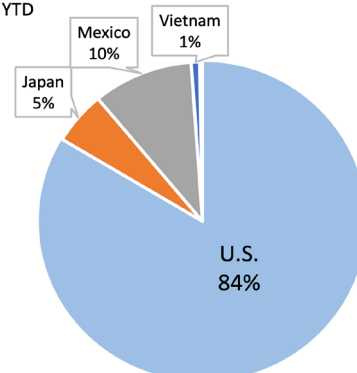
Source: Statistics Canada

Brisket Exports in volume by destination
January - July 2025 YTD



Source: Statistics Canada

Hip and Round Exports in volume by destination
January - July 2025 YTD

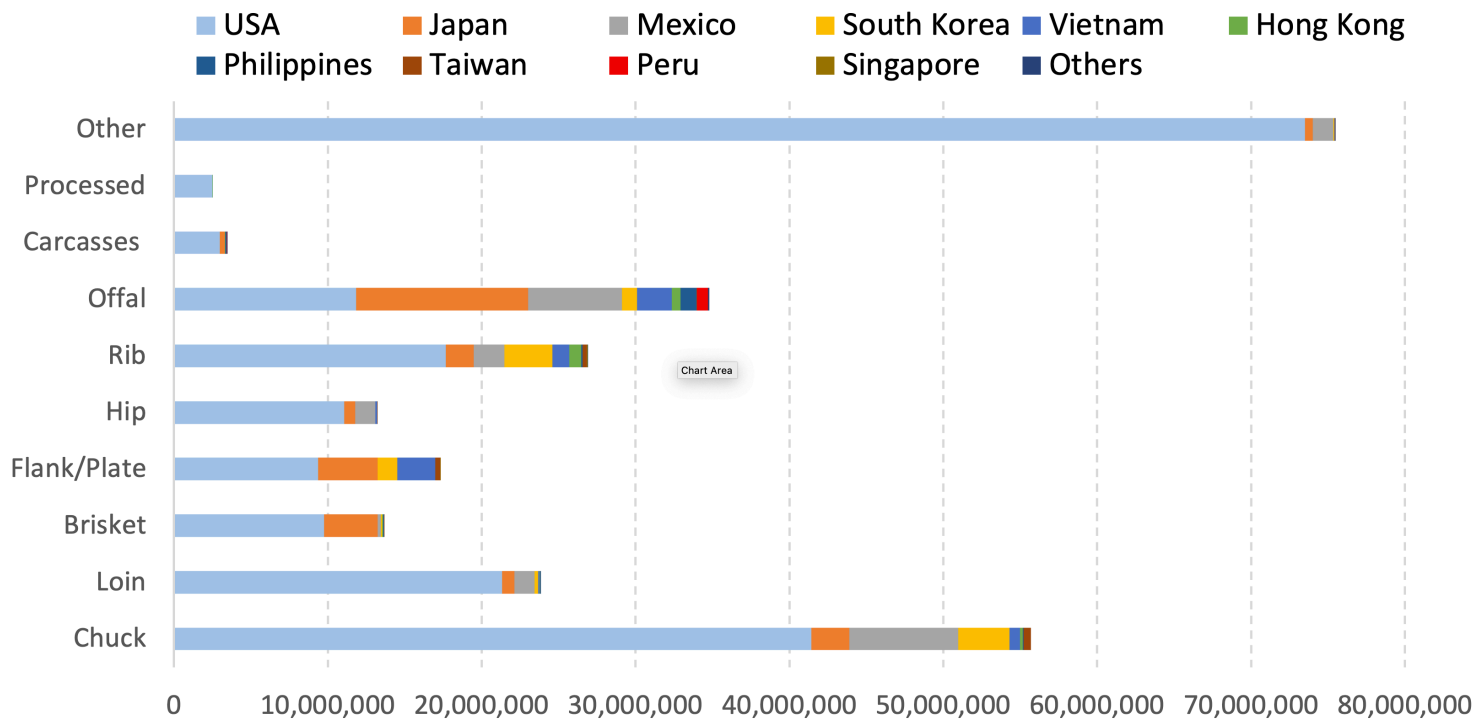


Source: Statistics Canada

CANADIAN BEEF TRADE



Exported Volumes (kg) of Canadian Beef to Top 10 markets for the period January-July 2025 YTD



Source: Statistics Canada