


CANADIAN BEEF TRADE



REPORT OF BEEF IMPORTS FOR JUNE 2025 YTD TRADE

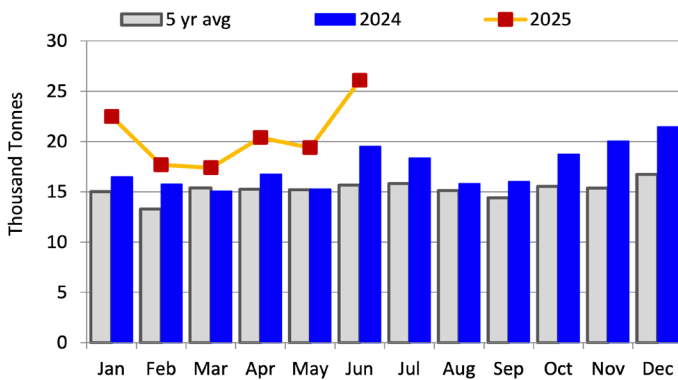
Beef Exports in June 2025

From January to June beef imports were up 25% in volume and up 28% in value from last year. In June 2025, Canadian beef import volumes were up 34% from June 2024 and up 67% from the five-year average for June.

Year-to-date import volumes declined from the U.S. (-8%) and Uruguay (-35%) and increased from the EU (+9%), the U.K. (+18%), New Zealand (+92%), Australia (+43%), Mexico (+14%), Brazil (+34%), and Argentina (+617%).

Federal Inspected slaughter in June 2025 was up 9% from May 2025, and up 11% from June 2024.

Canadian Monthly Beef and Veal Imports



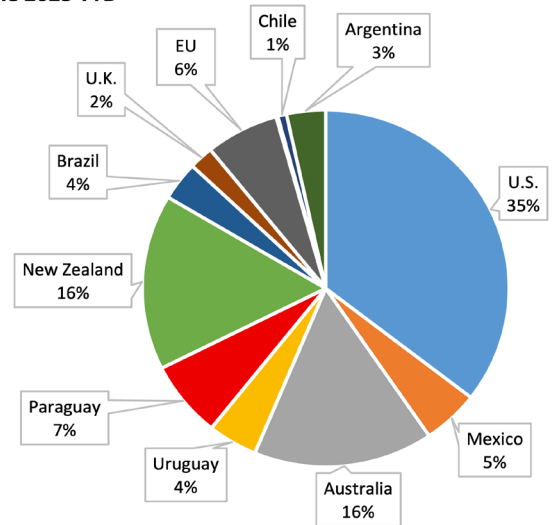
Source: Statistics Canada

International Suppliers

The market share of North American suppliers participating in the Canada-U.S. Mexico Agreement (CUSMA) has declined for the first six months of 2025. The U.S.'s market share of import volume was down in volume from 48% in the first half of 2024 to 35% during the same period of 2025. As of June 2025, YTD imports of **U.S. beef** were down 8% in volume and down 5% in value to 43,764 tonnes valued at \$594 million. The average price per kilogram increased 3% from \$13.14/kg to \$13.57/kg.

Mexico's market share of import volume was down from 5.5% in the first half of 2024 to 5.0% during the same period in 2025. YTD imports of **Mexican beef** were up 14% in volume, and up 29% in value to 6,180 tonnes valued at \$92 million. The average price per kilogram increased 13% from \$13.10 to \$14.83.

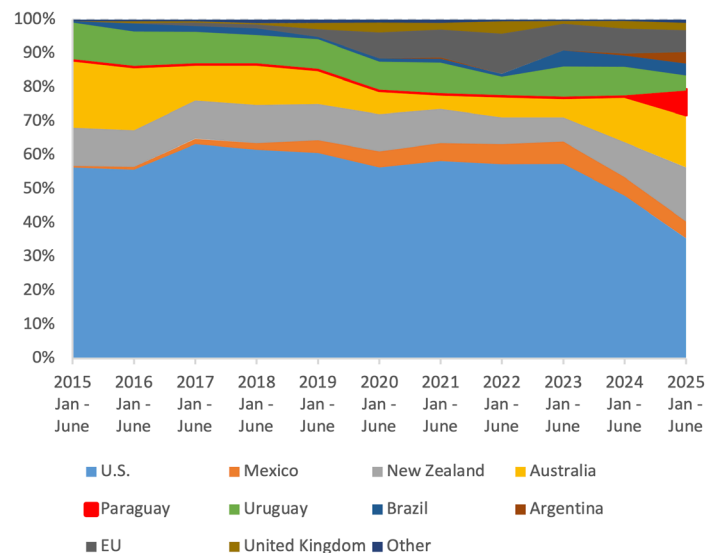
Beef Imports by Canada Market share in volume (%)
January - June 2025 YTD



Source: Statistics Canada, AAFC

The market share of non-CUSMA countries has continued the increasing trend over time, rising from 47% in the first half 2024 to 60% during the same period of 2025.

Market Share of Beef Imports into Canada
period: January - June 2015 - 2025
Volumen Market Share (%)



Source: Statistics Canada, AAFC

Beef Imports from key regions for the Period January-June 2024 / 2025

1. Oceania

Imports from **Australia** were up 43% in volume and up 62% in value to 19,500 tonnes valued at \$197 million. The average price per kilogram was up 13% from \$8.93 to \$10.10. YTD June, the market share of beef import volumes increased from 14% in 2024 to 16%.

Imports from **New Zealand** were up 92% in volume and up 136% in value to 19,630 tonnes and \$186 million. The average price per kilogram was up 23% from \$7.74 to \$9.49. The market share of beef from New Zealand increased from 10% to 16%.

2. South America

Imports from **Brazil** were up 34% in volume and up 45% in value to 4,325 tonnes and \$31 million. The average price was up 9% from \$6.67/kg to \$7.25/kg. The market share of Brazilian beef slightly increased from 3.3% to 3.5%.

Imports from **Uruguay** were down 35% in volume and down 13% in value to 5,420 tonnes and \$45 million. The average price per kilogram was up 34% from \$6.15 to \$8.23. The market share of Uruguayan beef went down from 8% to 4%.

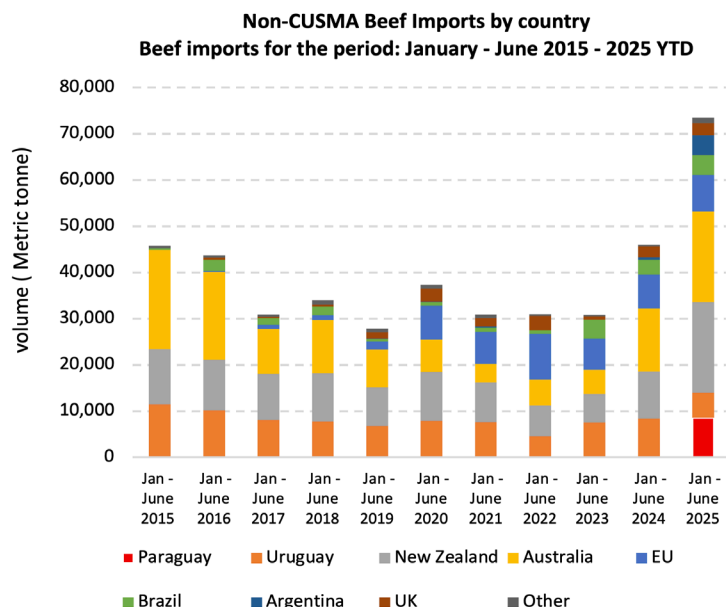
Imports from **Argentina** were up 617% in volume and up 564% in value to 4,200 tonnes and \$31 million. The average price per kilogram was down 7% from \$ 7.94 to \$7.63. The market share of Argentinian beef increased from 1% to 3% of total beef import volumes.

Imports from **Paraguay** increased from zero in previous years to 8,542 tonnes valued at \$66 million. The average price per kilogram was \$7.74. Paraguay's market share was 7% of the total beef imports volume.

3. Europe

Imports from the **EU-27** were up 9% in volume and up 21% in value to 7,971 tonnes and \$64 million. The average price per kilogram was up 11% from \$7.21 to \$7.97. The market share of beef from the EU went down from 7.4% to 6.5%.

Imports from the **U. K.** were up 18% in volume and up 21% in value to 2,639 tonnes and \$22 million. The average price per kilogram increased 3% from \$8.27 to \$8.49.



Source: Statistics Canada, AAFC