



## REPORT FOR SEPTEMBER 2024 YTD TRADE

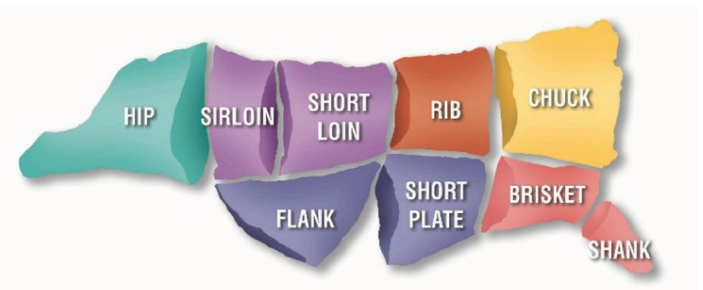
### Beef Exports in September 2024

In September 2024, Canadian beef export volumes were down 2% from September 2023 but up 2% from the five-year average for September. From January to September 2024, beef exports were up 2% in volume and down 1% in value from last year.

Year-to-date, export volumes increased to the U.S. (+3%), South Korea (+8%), Taiwan (+24%), and MENA (+73%), but declined to Japan (-1%), Hong Kong and Macau (-40%), Mexico (-6%), Southeast Asia (-6%), and the EU (-51%). There were no exports to China or the U.K.

Federally inspected slaughter in September 2024 was down 5.1% from last year at 236,283 head and up 2.6% from August 2024.

- Brisket at 20,613 tonnes, 6% of total, up 24% Y/Y.
- Hip at 19,210 tonnes, 5% of total, down 8% Y/Y.



The main primals exported to the **U.S.** are:

- Other beef cuts such as fresh and frozen trimmings at 98,068 tonnes, 36% of total volume, up 2% Y/Y.
- Chuck at 56,639 tonnes, 21% of total volume, up 9% Y/Y.
- Loin at 30,359 tonnes, 11% of total, up 2% Y/Y.
- Ribs at 22,692 tonnes, 8% of total, up 16% Y/Y.
- Flank & Plate at 12,750 tonnes, 5% of total, down 19% Y/Y.
- Offal at 17,265 tonnes, 6% of total, up 14% Y/Y.
- Hip at 16,613 tonnes, 6% of total, down 7% Y/Y.
- Brisket at 15,040 tonnes, 5% of total, up 8% Y/Y.

The **U.S.** is the top export destination for Canadian beef accounting for 75% of total export volume and 78% of the total value.

The main primals exported to **Japan** in volume are:

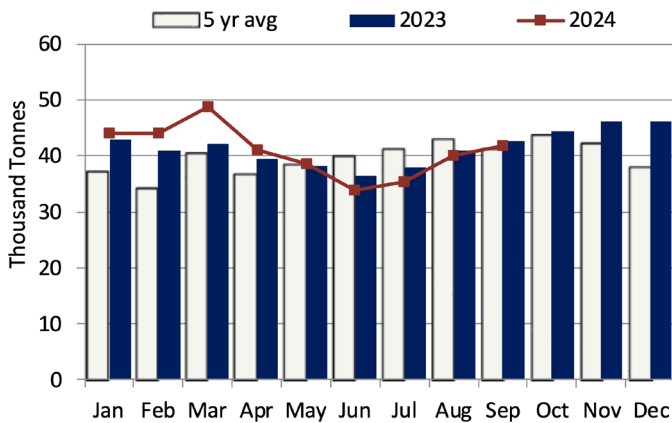
- Offal products at 15,715 tonnes, 46% of total volume, up 4% Y/Y.
- Brisket at 5,286 tonnes, 15% of total, up 119% Y/Y.
- Chuck at 3,943 tonnes, 11% of total volume, down 49% Y/Y.
- Flank & Plate at 3,660 tonnes, 11% of total, down 28% Y/Y.
- Ribs at 2,955 tonnes, 9% of total, up 32% Y/Y.

Japan is the second largest market for Canadian offal, brisket, flank & plate.

The main primals exported to **Mexico** in volume are:

- Offal at 7,922 tonnes, 35% of total, up 15% Y/Y.
- Chuck at 7,098 tonnes, 31% of total volume, down 22% Y/Y.
- Other beef cuts at 2,591 tonnes, 11% of total, up 60% Y/Y.
- Hip at 2,220 tonnes, 10% of total, down 21% Y/Y.
- Ribs at 1,379 tonnes, 6% of total, down 20% Y/Y.
- Loin at 1,256 tonnes, 6% of total, down 33% Y/Y.

Canadian Monthly Beef and Veal Exports



Source: Statistics Canada

### Exports of Beef Primals

The main primals exported from Canada to the top ten countries from January to September 2024 in volume were:

- Other fresh or chilled and frozen beef cuts such as boneless trimmings, at 101,840 tonnes, 28% of total volume, up 2% Year over Year (Y/Y).
- Chuck at 73,869 tonnes, 21% of total, down 1% Y/Y.
- Offal at 48,372 tonnes, 13% of total, up 1% Y/Y.
- Ribs at 34,325 tonnes, 10% of total, up 13% Y/Y
- Loin at 32,664 tonnes, 9% of total, unchanged Y/Y.
- Flank & Plate at 20,859 tonnes, 6% of total, down 12% Y/Y.

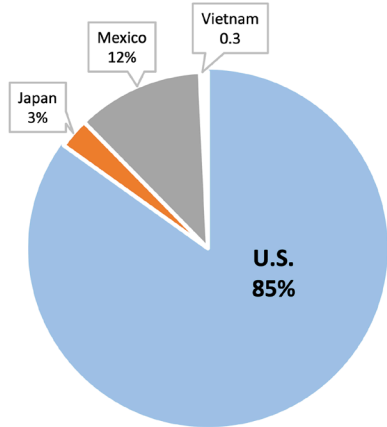
# CANADIAN BEEF TRADE



Mexico has been the second-largest market for chuck, loin, and hip following the U.S.

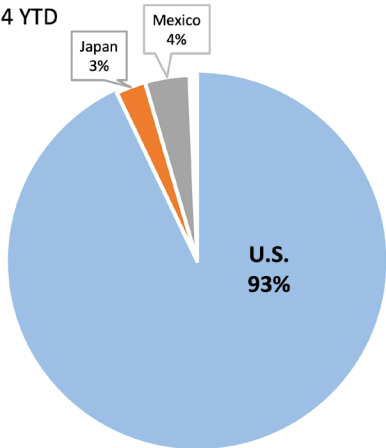
The top markets for each primal are presented below:

Hip and Round Exports in volume by destination  
January - September 2024 YTD



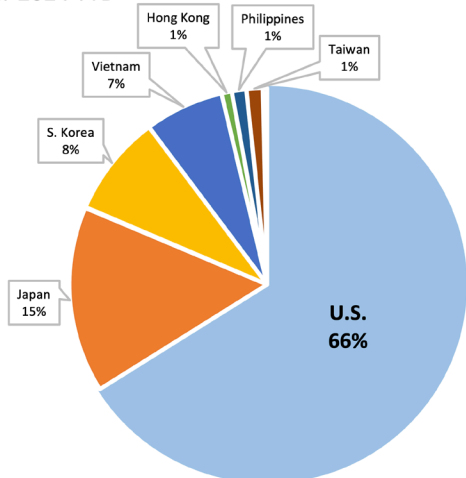
Source: Statistics Canada

Loin Exports in volume by destination  
January - September 2024 YTD



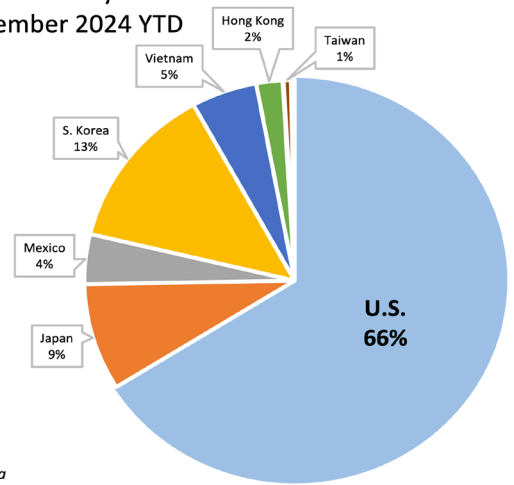
Source: Statistics Canada

Flank and Plate Exports in volume by destination  
January - September 2024 YTD



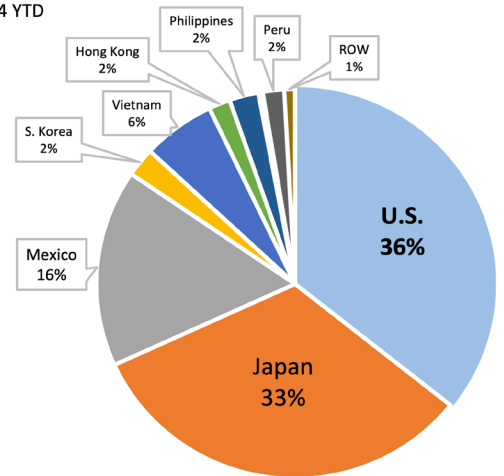
Source: Statistics Canada

Rib Exports in volume by destination  
January - September 2024 YTD



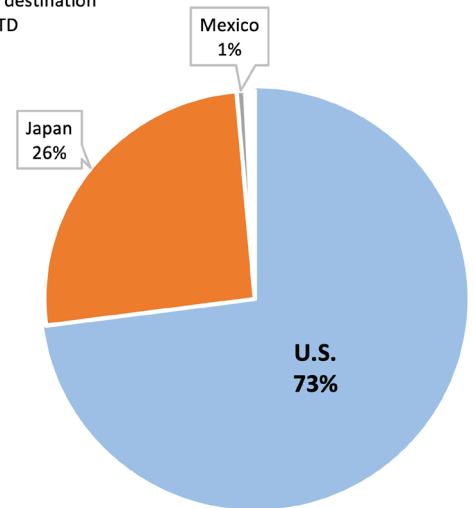
Source: Statistics Canada

Offal Exports in volume by destination  
January - September 2024 YTD



Source: Statistics Canada

Brisket Exports in volume by destination  
January - September 2024 YTD



Source: Statistics Canada

# CANADIAN BEEF TRADE



**EXPORTED VOLUMES (KG) OF CANADIAN BEEF TO TOP 10 COUNTRIES  
FOR THE PERIOD JANUARY-SEPTEMBER 2024 YTD**

