



REPORT FOR JUNE 2023 YTD TRADE

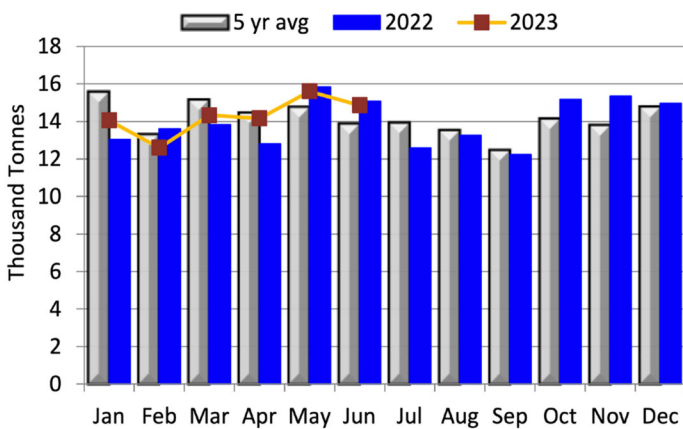
Beef Imports in June 2023

In June 2023, beef import volumes were down 1% from last year, but up 7% from the five-year average for June. From January to June 2023, beef imports were up 2% in volume.

Slaughter in the month of June 2023 was down -25.4% from last June and down 18.8% versus May 2023. In the first half of 2023, cattle slaughter was down 9% from a year ago. Going forward, as production is expected to decline, it is important to monitor how trade dynamics evolve.

From January to June 2023, beef imports volumes were up 2% and 1% in value year-over-year, amounting to 85,615 tonnes valued at \$842 million respectively. Import volumes declined from the EU (-32%), the UK (-76%), New Zealand (-9%), Australia (-5%), and Argentina (-83%); and increased from the US (+2%), Uruguay (+65%), Mexico (+14%), and Brazil (+506%).

Canadian Monthly Beef and Veal Imports



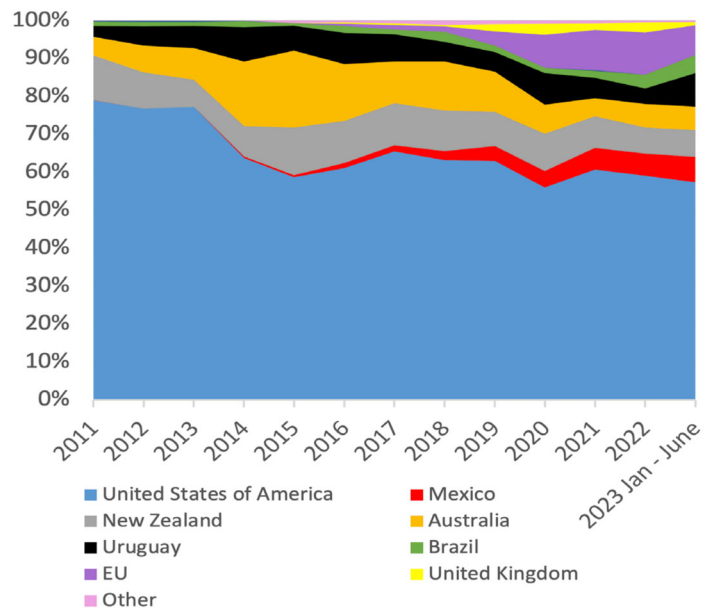
Source: Statistics Canada, AAFC

From 2015 to 2022, beef supply in Canada rose by 24% due to a 35% boost in domestic production, despite a 24% dip in imports. During the period, exports surged by 54% while there was an 11% increase in domestic disappearance. This trend indicates the robust global demand for Canadian beef, drawing it away from the domestic market.

International Suppliers

The U.S. has been the top supplier with a market share of 57%, steady with the first semester of 2022.

Market Share of Beef Imports into Canada 2011 - 2023



Source: Statistics Canada, AAFC

Between 2011 and 2023, traditional suppliers such as the U.S. and Oceania (New Zealand and Australia) experienced a declining market share, while imports from Mexico, South America (Uruguay and Brazil) and Europe (U.K. and the EU) has been increasing.

The dynamics of the market in these countries and competition from other importers are some of the factors influencing the imports of beef into Canada.

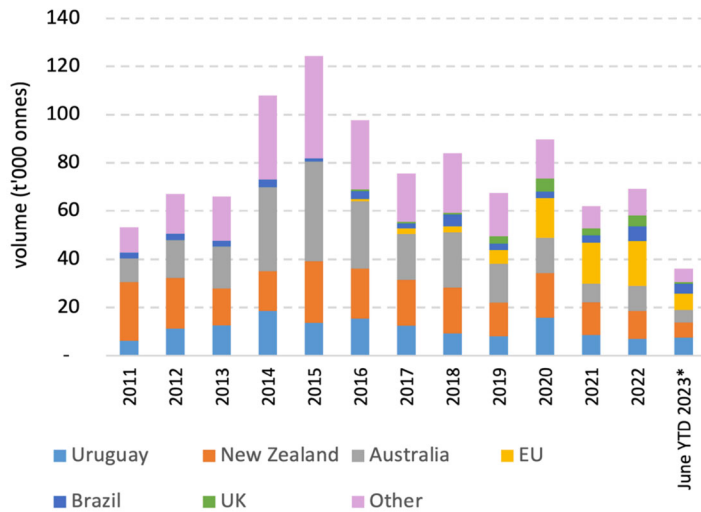
The implementation of free trade agreements such as the Canada-European Union Comprehensive Economic and Trade Agreement (CETA) and the Comprehensive and Progressive Agreement for Trans-Pacific Partnership (CPTPP) is one of the reasons for the higher presence of beef imported from different origins.

CANADIAN BEEF TRADE



A review of beef imports statistics from suppliers outside the Canada-US-Mexico Trade Agreement (CUSMA) and Oceania, confirms a similar trend that includes a more diversified number of suppliers for frozen grass fed lean, fresh chilled cuts and frozen variety meats.

Non-CUSMA Beef Imports by country



Source: Statistics Canada, AAFC

January to June Beef Imports by Country

Imports from the **U.S.** were up 2% in volume and 4.6% in value, to 49,122 tonnes and \$547 million respectively, as the average price increased 2.7% to \$11.14/kg. The U.S. represents 57% of total beef import volumes YTD.

Imports from **Uruguay** were up 65% in volume and up 23% in value to 7,553 tonnes and 47 million respectively, while the average price went down 25.7% to \$6.22/ kg. The market share of Uruguayan beef is 9%.

Imports from **Mexico** were up 14% in volume and up 27% in value to 5,673 tonnes and \$69 million respectively, as the average price increased 11% to \$12.13/kg. The market share of Mexican beef is 7%.

Imports from **New Zealand** were down 9% in volume and down 19% in value to 6,113 tonnes and \$45 million respec-

tively, while the average price went down 10.8% to \$7.42/kg. The market share of beef from New Zealand is 7%.

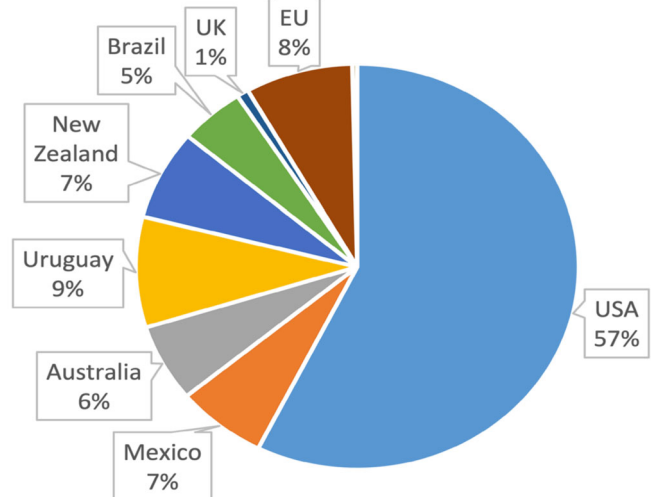
Imports from the **EU-27** were down 32% in volume and down 37% in value to 6,739 tonnes and \$42 million respectively, as the average price went down 6.4% to \$6.18/kg. The EU represents 8% of total beef import volumes.

Imports from **Australia** were down 5% in volume and down 13% in value to 5,281 tonnes and \$54 million respectively, as the average price went down 8.4% to \$10.22/kg. The market share from Australia is 6%.

Imports from **Brazil** were up 506% in volume and up 483% in value to 4,090 tonnes and \$26 million respectively, while the average price went down 3.8% to \$6.42/kg. The market share of Brazilian beef in 2023 is 5%.

Imports from the **United Kingdom** were down 76% in volume and down 74% in value to 740 tonnes and \$5.7 million respectively, while the average price increased 6.7% to \$7.76/kg. The market share from the UK is 1% of total beef import volumes.


Beef Imports by Canada market share in volume (%) January - June 2023 YTD



Source: Statistics Canada, AAFC



CANADIAN BEEF



PREMIUM QUALITY
GRAIN-FED
CANADIAN BEEF