



## REPORT FOR MARCH 2023 YTD TRADE



Mauricio Arcila  
Director of Technical Services

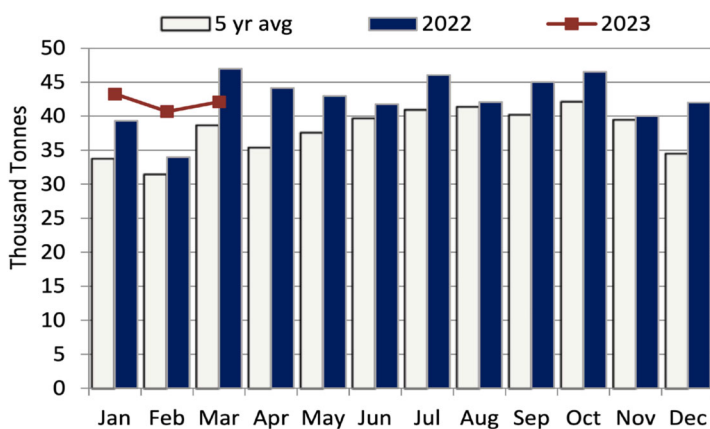
### Canadian Beef Exports steadily increase in March 2023

Canadian beef exports in March 2023 were 42,112 tonnes valued at \$411 million, down 10% in volume and 3% in value from March 2022. Beef exports are up 9% in volume and 28% in value from the five-year average for March.

For the first quarter (January – March), exports were up 5.4% in volume and 5.1% in value. Year-to-date exports increased to the U.S. (+7.3%), Mexico (+36.5%), South Asia (excluding Taiwan) (+9.2%), Peru (+315%), Chile (+188%), Panama (+243%) and Vietnam (+10.3%), but declined to Japan (-6.5%), South Korea (-25%), Hong Kong (-7.2%) and Taiwan (-41%).

In March 2023, domestic beef production was down 5.6% from March of last year, and down 1.1% for the first quarter 2023 versus the first quarter of 2022.

### Canadian Monthly Beef and Veal Exports



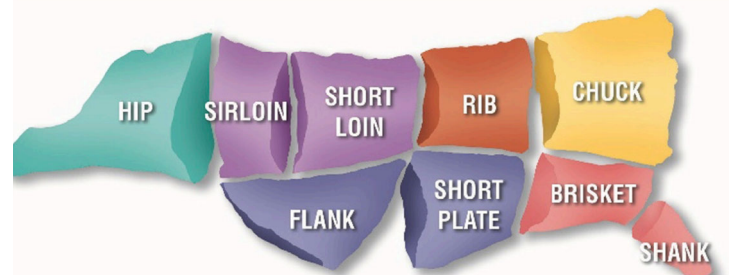
Source: Statistics Canada

### Exports of Beef primals

The main primals exported from Canada to the top ten countries in the first quarter of 2023 (by volume) were: Chuck (24,257 tonnes, 20% of total volume, -0.4% Y/Y), Loin (12,519 tonnes, 10%, +17.5% Y/Y), Rib (11,604 tonnes, 9.4%, +5.5% Y/Y), Brisket (6,370 tonnes, 5%, -11.5% Y/Y), Flank & Plate (7,840 tonnes, 6.3%, +8.8% Y/Y), Hip & Round (7,222

Source: Statistics Canada and AAFC

tonnes, 6%, +39.7% Y/Y), Offal (17,832 tonnes, 14.4%, +9.9% Y/Y) and Other (32,920 tonnes, 27%, +4.9% Y/Y).



The United States is the primary market destination for 73% of Canadian exports volume and 79% of exports value. The main primals exported to the U.S. were: Chuck (16,575 tonnes, 18% of total volume, +7.5% Y/Y), Loin (11,207 tonnes, 12%, +19% Y/Y), Rib (6,891 tonnes, 7.5%, +4% Y/Y), and other beef products (31,400 tonnes, 34%, +5% Y/Y).

Japan is the first market for offal products at 5,959 tonnes and this category represents 46.5% of the total volume exported to this priority market. Japan holds second-largest demand for flank and plate, brisket and ribs. In the first quarter of 2023, exports of Flank and Plate were 1,525 tonnes, 12% of exports to Japan, up 824% versus the same period of 2022. Ribs at 848 tonnes were up +23%; while hip and round at 28 tonnes increased 4.8%. The beef product categories that were down in volume versus the first quarter of last year were Chuck (-38%), loin (-29%) and Brisket (-37%).

Mexico has been the market with the second-largest demand for chuck (3,261 tonnes, up 75%), hip and round (923 tonnes, up 96%) and loin (910 tonnes, up 80%). After the USA and Japan, Mexico holds the third largest demand for offal with 2,494 tonnes in the first quarter of 2023 with one third of the volume exported to this priority market.

### Primals exported to key markets from January – March 2023:

- **Loins:** 90% exported to the USA (11,207 tonnes), 7% to Mexico (911 tonnes) and 2% to Japan (246 tonnes)
- **Chuck:** 68% exported to the USA (16,575 tonnes), 14% to Mexico (3,262 tonnes), 10% to Japan (2,317 tonnes) and

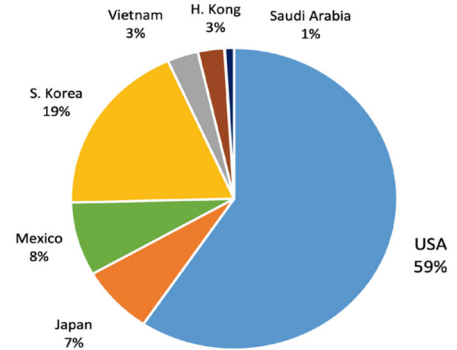
# CANADIAN BEEF TRADE



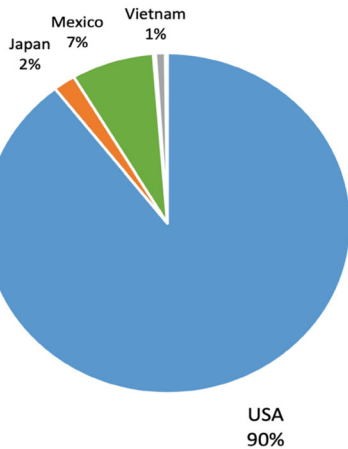
7% to South Korea (1,654 tonnes).

- **Ribs:** 59% to the USA (6,891 tonnes), 19% to South Korea (2,176 tonnes), 8% to Mexico (917 tonnes), 7% to Japan (849 tonnes), 3% to Vietnam (356 tonnes) and 3% to Hong Kong (305 tonnes).
- **Flank and Plate:** 68% exported to the USA (5,340 tonnes), 19% to Japan (1,525 tonnes), 9% to Vietnam (737 tonnes).
- **Offal:** 34% exported to Japan (5,959 tonnes), 30% to the USA (5,385 tonnes), 14% to Mexico (2,495 tonnes) and 13% to Vietnam (2,387 tonnes).
- **Hip and round:** 86% to the USA (6,229 tonnes) and 13 to Mexico (923 tonnes).

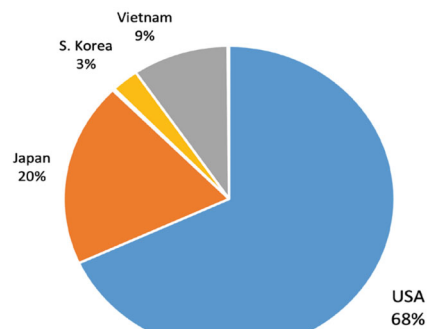
Rib Exports  
January - March 2023 YTD



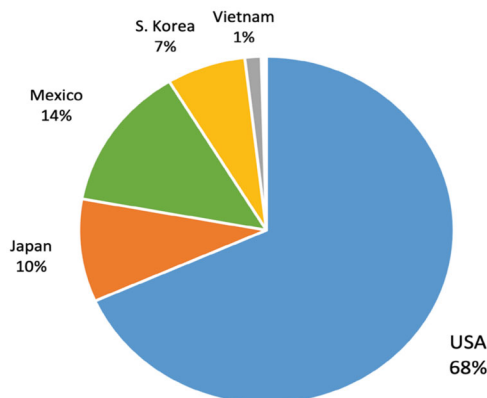
Loin Exports  
January - March 2023 YTD



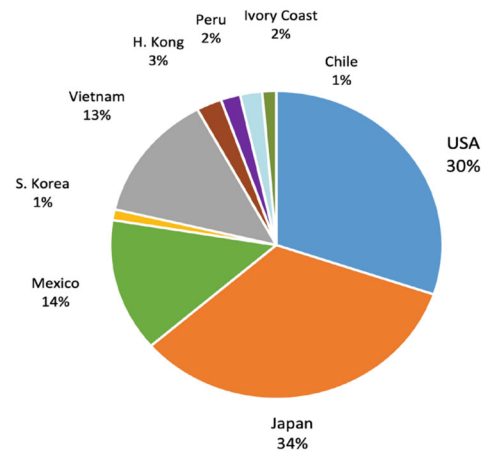
Flank & Plate Exports  
January - March 2023 YTD



Chuck Exports  
January - March 2023 YTD



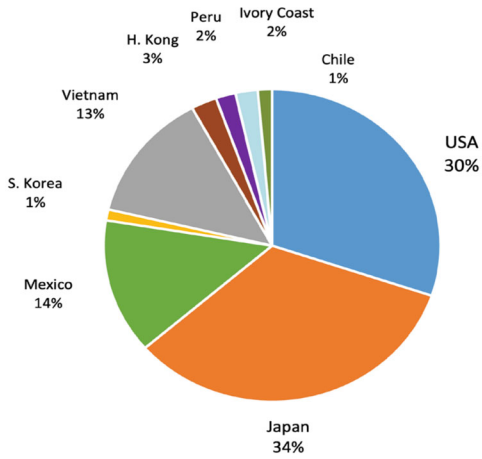
Offal Exports  
January - March 2023 YTD



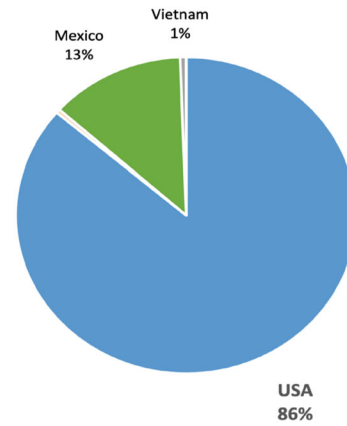
# CANADIAN BEEF TRADE



Offal Exports  
January - March 2023 YTD



Hip & Round Exports  
January - March 2023 YTD



Exported Volumes (kg) to Top 10 countries for the period: January-March 2023 YTD

