



## REPORT FOR JUNE 2022 YTD TRADE

### Beef Imports Stable through first Half of 2022



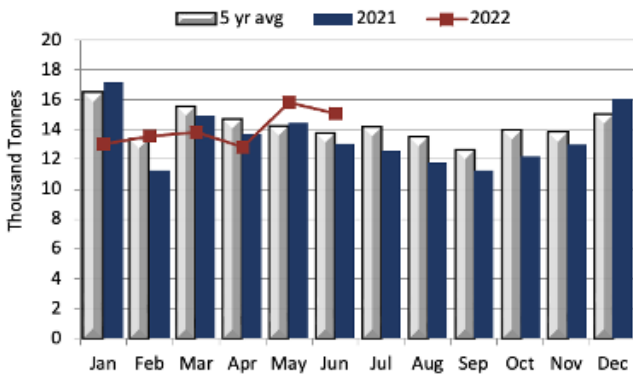
**Brooklyn Braun**  
Intern Market Analyst

Canadian beef imports in the month of June at 15,081 tonnes were up 16% from June 2021 and up 10% from the five-year average. The last two months have seen a spike in imports after a flat first quarter. While 2021 also showed a May peak and then a decline into the fall, it is too early to compare this summer's trends to last year. Slaughter

in the month of June was down -1.7% from last June. Looking at the historical disposition, Canadian beef imports have been stable while production has been increasing since 2015. This means that the increase in production has gone to fill export demand, as domestic disappearance has been relatively steady around one million tonnes.

From January to June 2022, Canadian beef imports were 81,163 tonnes valued at \$832 million down -0.4% in volume and up 20.8% in value. Import volumes declined from the U.S. (-2%), New Zealand (-22%), Uruguay (-40%), Brazil (-28%) and Argentina (-81%), but increased from EU 27 (43%), the UK (79%), Australia (40%) and Mexico (12%).

Canadian Monthly Beef and Veal Imports



Source: Statistics Canada

### International Suppliers

While **U.S.** beef exports are booming at \$1 billion per month. Canadian imports of U.S. beef have been consistent. The U.S. market share of Canadian imports at 57.3%, is down one percentage point from June last year.

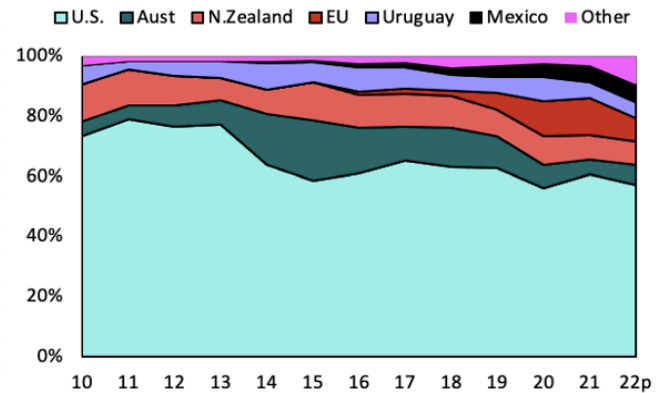
Source: Statistics Canada and AAFC

As a supplier of lean grass-fed beef, **New Zealand's** market share has been declining since 2020. New Zealand's market share in Canadian imports is down from 10.2% in June 2021 to 7.9% year to date. This could explain the increase in imports from the EU-27, filling that demand for lean grass-fed beef.

The **EU-27's** market share in Canadian beef imports is up to 11.8% from 8.2% in June 2021. Imports from the EU-27 decreased in 2021 but have since rebounded and now have a market share above 2020.

**Uruguay's** market share in Canadian beef imports is down from 9% last June to 5.4% this year. In July 2022, Uruguay announced it would be moving forward negotiating a bilateral trade agreement with China and it is a priority. They are committed to growing exports to Asia.

Market Share of Canadian Beef Imports



Source: Statistics Canada, CanFax

**Mexico's** beef exports are growing as the Sukarne processing plant has allowed for increased beef production and exports. Mexico's market share in Canadian beef imports is up from 5.2% last June to 5.9% in 2022.

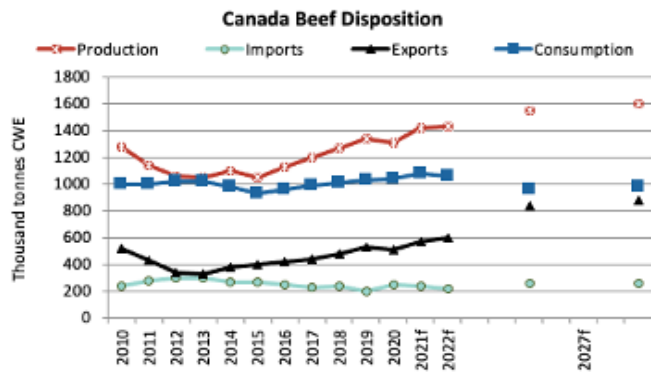
**Australian** beef slaughter is down year to date, in addition shipping and logistical issues continue to create challenges across the supply chain. The above-average rainfall forecasted for much of the country moving into winter could also encourage producers to hold onto their livestock and continue building their herd. The Australian herd has been rebuilding for the last

# CANADIAN BEEF TRADE



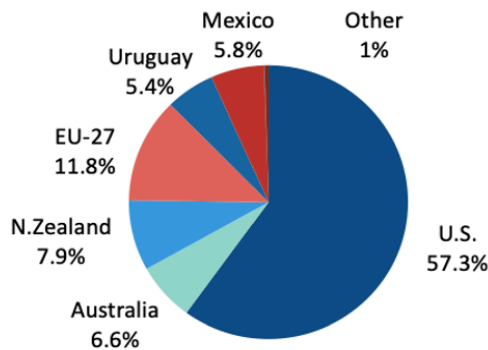
two years and the industry may expect an increase in supply moving through processing facilities later in 2022 and into 2023 as cattle born in the beginning stages of the rebuild reach slaughter weight. Australia's market share in Canadian beef imports is up from 4.7% last June to 6.7% in 2022. But remains below their long-term average of 11.5%.

The **United Kingdom (UK)** saw increased exports overall in the first quarter of 2022 to countries such as France, the Netherlands, Ireland and Spain. As well as a 78% increase in volume to Canada in the first half of 2022 compared to last year. The United Kingdom's market share in Canadian beef imports is up from 2% last June to 3.7% in 2022.



Source: USDA, FAS PSD, GIRA, FAO

## Canadian Beef Imports, 2022



Source: Statistics Canada

## January to June 2021 Beef Imports by Country

- Imports from the **U.S.** at 48,235 tonnes valued at \$523 million were down 2% in volume and up 19.8% in value as the unit price increased 22.3% to \$10.84/kg. The U.S. represents 57.3% of total beef import volumes YTD.
- Imports from the **EU-27** at 9,962 tonnes valued at \$65.7 million were up 42.9% in volume and up 64.5% in value as the average price increased 15.1% to \$6.60/kg. The EU represents 11.8% of total beef import volumes YTD.
- Imports from **New Zealand** at 6,691 tonnes valued at \$55.7 million were down 22% in volume and down 0.7% in value as the unit price increased 27.4% to \$8.33/kg. New Zealand represents 7.9% of total beef import volumes YTD.
- Imports from **Uruguay** at 4,567 tonnes valued at \$38.2 million were down 40.1% in volume and down 13.9% in value as the average price increased 43.7% to \$8.38/kg. Uruguay represents 5.4% of total beef import volumes YTD.
- Imports from **Mexico** at 4,947 tonnes valued at \$54 million were up 12.4% in volume and 20.2% in value as the average price increased 6.9% to \$10.93/kg. Mexico represents 5.8% of total beef import volumes YTD.
- Imports from **Australia** at 5,547 tonnes valued at \$61.9 million were up 12.4% in volume and up 20.2% in value as the unit price increased 5.4% to \$11.16/kg. Australia represents 6.5% of total beef import volumes YTD.
- Imports from the **United Kingdom** at 3,087 tonnes valued at \$22.4 million were up 78.5% in volume and up 122% in value as the average price increased 24.9% to \$7.27/kg. The EU represents 3.6% of total beef import volumes YTD.